





# Traffic Guide

# CMS 2017

Informations for exhibitors, stand constructors and commissioned suppliers



Entrance via Gate 25	Build-up 14.09.17– 18.09.17 entry 7:00 AM- 10:00 PM	During the exhibition		Dismantling 23.09.17 – 26.09.17 entry 7:00 AM - 10:00 PM
		19.09.17 – 21.09.17	22.09.17	
 <b>Cars and Vans</b> max. total weight 3,5 t	max. stay: 2 hours  EUR 200 deposit	Car entrance only with valid parking voucher  <b>Delivery</b> 8:00 AM- 10:00 AM 5:00 PM - 6:00 PM max. stay: 1 hour  EUR 200 deposit	Car entrance with valid parking voucher <b>until 3:00 PM</b>  <b>Delivery:</b> only 8:00 AM- 10:00 AM  <b>Dismantling:</b> <b>Cars entrance</b> <b>from 8:00 PM</b> max. stay: 2 hours EUR 200 deposit	max. stay: 2 hours  EUR 200 deposit
 <b>Trucks</b> max. total weight 3,5 t to 7,5 t	max. stay: 3 hours  EUR 200 deposit	max. stay 1 hour.  EUR 200 deposit	Delivery: only 8:00 AM- 10:00 AM  Dismantling <b>Truck entrance</b> <b>from 7:00 PM</b> max. stay: 3 hours EUR 200 deposit	max. stay: 3 hours  EUR 200 deposit
 max. total weight over 7.5t	max. stay: 5 hours  EUR 200 deposit	max. stay 1 hour  EUR 200 deposit	Delivery: only 8:00 AM- 10:00 AM  Dismantling <b>Truck entrance</b> <b>from 7:00 PM</b> max. stay: 5 hours EUR 200 deposit	max. stay: 5 hours  EUR 200 deposit
 <b>Trailer</b>	Extra deposit of EUR 200 is to pay for trailer			
<b>Entrance</b>	Entrance via Gate 25 (JaffestraÙe) to the halls 1.2 – 4.2			
<b>Advices</b>	Unauthorized parking vehicles and loading units will be towed away at vehicle owner's expense. Long term parking for trucks available at P12 – AVUS Nordkurve. Advice for environmental zone, <a href="http://www.berlin.de/umweltzone">www.berlin.de/umweltzone</a>			